

STATEMENT OF APPROVED BUDGET, UTILIZATIONS, DISBURSEMENTS AND BALANCES
(For Off-Budgetary Funds)
As of the Quarter Ending December 31, 2020

Department : State Universities and Colleges (SUCs)
 Agency/Entity : Northwestern Mindanao State College of Science and Technology
 Operating Unit : < not applicable >
 Organization Code : 08 095 0000000
 Fund Cluster : 05 Internally Generated Funds
 (e.g. UACS Fund Cluster: 05-Internally Generated Funds and 06-Business Related Funds)

Particulars	UACS CODE	Approved Budget			Utilizations					Disbursements					Balances		
		Approved Budgeted Revenue	Adjustments (Reductions, Modifications/Augmentations)	Adjusted Budgeted Revenue	1st Quarter Ending March 31	2nd Quarter Ending June 30	3rd Quarter Ending Sept. 30	4th Quarter Ending Dec. 31	Total	1st Quarter Ending March 31	2nd Quarter Ending June 30	3rd Quarter Ending Sept. 30	4th Quarter Ending Dec. 31	TOTAL	Unutilized Budget	Unpaid Obligations (10-15)=(17+18)	
																Due and Demandable	Not Yet Due and Demandable
1	2	3	4	5=(3+(-)4)	6	7	8	9	10=(6+7+8+9)	11	12	13	14	15=(11+12+13+14)	16=(5-10)	17	18
General Administration and Support	1000000000000000	32,490,814.00	(1,224,300.00)	31,266,514.00	4,383,700.11	6,527,591.89	6,751,368.42	10,539,510.84	28,202,171.26	2,750,419.58	5,869,869.88	5,561,754.03	8,234,013.90	22,416,057.39	3,064,342.74	0.00	5,786,113.87
General Management and Supervision	100000100001000	32,490,814.00	(1,224,300.00)	31,266,514.00	4,383,700.11	6,527,591.89	6,751,368.42	10,539,510.84	28,202,171.26	2,750,419.58	5,869,869.88	5,561,754.03	8,234,013.90	22,416,057.39	3,064,342.74	0.00	5,786,113.87
PS		150,000.00	125,700.00	275,700.00	0.00	4,500.00	700.00	270,500.00	275,700.00	0.00	4,500.00	700.00	17,500.00	22,700.00	0.00	0.00	253,000.00
MOOE		32,340,814.00	(1,350,000.00)	30,990,814.00	4,383,700.11	6,523,091.89	6,750,668.42	10,269,010.84	27,926,471.26	2,750,419.58	5,865,369.88	5,561,054.03	8,216,513.90	22,393,357.39	3,064,342.74	0.00	5,786,113.87
Sub-Total, General Administration and Support		32,490,814.00	(1,224,300.00)	31,266,514.00	4,383,700.11	6,527,591.89	6,751,368.42	10,539,510.84	28,202,171.26	2,750,419.58	5,869,869.88	5,561,754.03	8,234,013.90	22,416,057.39	3,064,342.74	0.00	5,786,113.87
PS		150,000.00	125,700.00	275,700.00	0.00	4,500.00	700.00	270,500.00	275,700.00	0.00	4,500.00	700.00	17,500.00	22,700.00	0.00	0.00	253,000.00
MOOE		32,340,814.00	(1,350,000.00)	30,990,814.00	4,383,700.11	6,523,091.89	6,750,668.42	10,269,010.84	27,926,471.26	2,750,419.58	5,865,369.88	5,561,054.03	8,216,513.90	22,393,357.39	3,064,342.74	0.00	5,533,113.87
FinEx (If Applicable)		0.00	0.00	0.00	0.00	0.00	0.00	0.00	0.00	0.00	0.00	0.00	0.00	0.00	0.00	0.00	0.00
CO		0.00	0.00	0.00	0.00	0.00	0.00	0.00	0.00	0.00	0.00	0.00	0.00	0.00	0.00	0.00	0.00
Operations	3000000000000000	132,561,698.00	6,104,300.00	138,666,198.00	10,606,753.06	3,915,078.74	1,827,623.17	80,428,806.72	96,778,261.69	3,539,561.31	3,269,652.79	1,724,123.17	20,859,746.80	29,393,083.87	41,887,936.31	0.00	67,385,177.82
OO : Relevant and quality tertiary education ensured to achieve inclusive growth and access of poor but deserving students to quality tertiary education increased	3100000000000000	114,801,356.00	13,764,842.00	128,566,198.00	10,542,169.10	3,881,878.74	1,614,273.17	80,349,505.42	96,387,826.43	3,474,977.35	3,236,452.79	1,510,773.17	20,780,445.30	29,002,648.61	32,178,371.57	0.00	67,385,177.82
HIGHER EDUCATION PROGRAM	3101000000000000	114,801,356.00	13,764,842.00	128,566,198.00	10,542,169.10	3,881,878.74	1,614,273.17	80,349,505.42	96,387,826.43	3,474,977.35	3,236,452.79	1,510,773.17	20,780,445.30	29,002,648.61	32,178,371.57	0.00	67,385,177.82
Provision of Higher Education Services	310100100001000	114,801,356.00	13,764,842.00	128,566,198.00	10,542,169.10	3,881,878.74	1,614,273.17	80,349,505.42	96,387,826.43	3,474,977.35	3,236,452.79	1,510,773.17	20,780,445.30	29,002,648.61	32,178,371.57	0.00	67,385,177.82
PS		250,000.00	(125,700.00)	124,300.00	0.00	0.00	0.00	0.00	0.00	0.00	0.00	0.00	0.00	0.00	124,300.00	0.00	0.00
MOOE		44,151,356.00	(7,066,402.88)	37,084,953.12	3,563,561.10	2,400,254.74	1,475,597.17	12,325,343.19	19,784,756.20	3,474,977.35	2,156,248.02	1,475,597.17	9,750,171.07	16,856,993.61	17,320,196.92	0.00	2,907,762.59
CO		70,400,000.00	20,956,944.88	91,356,944.88	6,978,608.00	1,481,624.00	138,676.00	68,024,162.23	76,623,070.23	0.00	1,080,204.77	35,176.00	11,030,274.23	12,145,655.00	14,733,874.65	0.00	84,477,415.23
OO : Higher education research improved to promote economic productivity and innovation	3200000000000000	8,880,271.00	(3,830,271.00)	5,050,000.00	64,583.96	33,200.00	81,000.00	53,001.30	231,785.26	64,583.96	33,200.00	81,000.00	53,001.30	231,785.26	4,818,214.74	0.00	0.00
RESEARCH PROGRAM	3202000000000000	8,880,271.00	(3,830,271.00)	5,050,000.00	64,583.96	33,200.00	81,000.00	53,001.30	231,785.26	64,583.96	33,200.00	81,000.00	53,001.30	231,785.26	4,818,214.74	0.00	0.00
Conduct of Research Services, including P1,000,000 for Research Rewards/Incentives	320200100001000	8,880,271.00	(3,830,271.00)	5,050,000.00	64,583.96	33,200.00	81,000.00	53,001.30	231,785.26	64,583.96	33,200.00	81,000.00	53,001.30	231,785.26	4,818,214.74	0.00	0.00
PS		50,000.00	0.00	50,000.00	0.00	0.00	0.00	9,000.00	9,000.00	0.00	0.00	0.00	9,000.00	9,000.00	41,000.00	0.00	0.00
MOOE		8,830,271.00	(3,830,271.00)	5,000,000.00	64,583.96	33,200.00	81,000.00	44,001.30	222,785.26	64,583.96	33,200.00	81,000.00	44,001.30	222,785.26	4,777,214.74	0.00	0.00
OO : Community engagement increased	3300000000000000	8,880,271.00	(3,830,271.00)	5,050,000.00	0.00	0.00	132,350.00	26,300.00	158,650.00	0.00	0.00	132,350.00	26,300.00	158,650.00	4,891,350.00	0.00	0.00
TECHNICAL ADVISORY EXTENSION PROGRAM	3301000000000000	8,880,271.00	(3,830,271.00)	5,050,000.00	0.00	0.00	132,350.00	26,300.00	158,650.00	0.00	0.00	132,350.00	26,300.00	158,650.00	4,891,350.00	0.00	0.00
Provision of Extension Services	330100100001000	8,880,271.00	(3,830,271.00)	5,050,000.00	0.00	0.00	132,350.00	26,300.00	158,650.00	0.00	0.00	132,350.00	26,300.00	158,650.00	4,891,350.00	0.00	0.00
PS		50,000.00	0.00	50,000.00	0.00	0.00	0.00	0.00	0.00	0.00	0.00	0.00	0.00	0.00	50,000.00	0.00	0.00
MOOE		8,830,271.00	(3,830,271.00)	5,000,000.00	0.00	0.00	132,350.00	26,300.00	158,650.00	0.00	0.00	132,350.00	26,300.00	158,650.00	4,841,350.00	0.00	0.00

Department : State Universities and Colleges (SUCs)
 Agency/Entity : Northwestern Mindanao State College of Science and Technology
 Operating Unit : < not applicable >
 Organization : 08 095 0000000
 Code :
 Fund Cluster : 05 Internally Generated Funds

(e.g. UACS Fund Cluster: 05-Internally Generated Funds and 06-Business Related Funds)


Particulars	UACS CODE	Approved Budget			Utilizations					Disbursements					Balances		
		Approved Budgeted Revenue	Adjustments (Reductions, Modifications/ Augmentations)	Adjusted Budgeted Revenue	1st Quarter Ending March 31	2nd Quarter Ending June 30	3rd Quarter Ending Sept. 30	4th Quarter Ending Dec. 31	Total	1st Quarter Ending March 31	2nd Quarter Ending June 30	3rd Quarter Ending Sept. 30	4th Quarter Ending Dec. 31	TOTAL	Unutilized Budget	Unpaid Obligations (10-15)=(17+18)	
																Due and Demandable	Not Yet Due and Demandable
1	2	3	4	5=[(3+(-)4)]	6	7	8	9	10=(6+7+8+9)	11	12	13	14	15=(11+12+13+14)	16=(5-10)	17	18
Sub-Total, Operations		132,561,898.00	6,104,300.00	138,666,198.00	10,606,753.06	3,915,078.74	1,827,623.17	80,428,806.72	96,778,261.69	3,539,561.31	3,269,652.79	1,724,123.17	20,859,746.60	29,393,083.87	41,887,936.31	0.00	67,385,177.82
PS		350,000.00	(125,700.00)	224,300.00	0.00	0.00	0.00	9,000.00	9,000.00	0.00	0.00	0.00	9,000.00	9,000.00	215,300.00	0.00	2,907,762.59
MOOE		61,811,898.00	(14,726,944.88)	47,084,953.12	3,628,145.06	2,433,454.74	1,688,947.17	12,395,644.49	20,146,191.46	3,539,561.31	2,189,448.02	1,688,947.17	9,820,472.37	17,238,428.87	26,938,761.66	0.00	0.00
FinEx (If Applicable)		0.00	0.00	0.00	0.00	0.00	0.00	0.00	0.00	0.00	0.00	0.00	0.00	0.00	14,733,874.65	0.00	64,477,415.23
CO		70,400,000.00	20,956,944.88	91,356,944.88	6,978,608.00	1,481,624.00	138,676.00	68,024,162.23	76,623,070.23	0.00	1,080,204.77	0.00	11,030,274.23	12,145,655.00	44,952,279.05	0.00	73,171,291.69
GRAND TOTAL		165,052,712.00	4,880,000.00	169,932,712.00	14,990,453.17	10,442,670.63	8,578,991.59	90,968,317.56	124,980,432.95	6,289,980.89	9,139,522.67	7,285,877.20	29,093,760.50	51,809,141.26	44,952,279.05	0.00	253,000.00
PS		500,000.00	0.00	500,000.00	0.00	4,500.00	700.00	279,500.00	284,700.00	0.00	4,500.00	700.00	26,500.00	31,700.00	215,300.00	0.00	8,440,876.46
MOOE		94,152,712.00	(16,076,944.88)	78,075,767.12	8,011,845.17	8,956,546.63	8,439,615.59	22,664,655.33	48,072,662.72	6,289,980.89	8,054,817.90	7,250,001.20	18,036,986.27	39,631,786.26	30,003,104.40	0.00	0.00
FinEx (If Applicable)		0.00	0.00	0.00	0.00	0.00	0.00	0.00	0.00	0.00	0.00	0.00	0.00	0.00	0.00	0.00	0.00
CO		70,400,000.00	20,956,944.88	91,356,944.88	6,978,608.00	1,481,624.00	138,676.00	68,024,162.23	76,623,070.23	0.00	1,080,204.77	35,176.00	11,030,274.23	12,145,655.00	14,733,874.65	0.00	64,477,415.23


Certified Correct:

Certified Correct:


Recommending Approval

Approved By:


 CLARO G. VICADA, JR.
 Agency Budget Officer
 Date:


 MAY G. TAMALA
 Chief Accountant
 Date:


 AMYTH WEST M. TALABA
 Chief Administrative Officer, Designate
 Date:


 HERBERT GLENN P. REYES
 Agency Head
 Date: