

STATEMENT OF APPROVED BUDGET, UTILIZATIONS, DISBURSEMENTS AND BALANCES

(For Off-Budgetary Funds)

As at the Quarter Ending March 31, 2021


Department : State Universities and Colleges (SUCs)  
 Agency/Entity : Northwestern Mindanao State College of Science and Technology  
 Operating Unit : < not applicable >  
 Organization Code (UACS) : 08 095 0000000  
 Fund Cluster : 05 Internally Generated Funds  
 (e.g. UACS Fund Cluster: 05-Internally Generated Funds and 06-Business Related Funds)


Particulars	UACS CODE	Approved Budget			Utilizations					Disbursements					Balances		
		Approved Budgeted Revenue	Adjustments (Reductions, Modifications)	Adjusted Budgeted Revenue	1st Quarter Ending March 31	2nd Quarter Ending June 30	3rd Quarter Ending Sept. 30	4th Quarter Ending Dec. 31	Total	1st Quarter Ending March 31	2nd Quarter Ending June 30	3rd Quarter Ending Sept. 30	4th Quarter Ending Dec. 31	TOTAL	Unutilized Budget	Unpaid Obligations	
																5=([3+(-)4])	10=(6+7+8+9)
1	2	3	4	5	6	7	8	9	10	11	12	13	14	15	16	17	18
General Administration and Support	1000000000000000	76,603,561.58	0.00	76,603,561.58	3,422,461.91	0.00	0.00	0.00	3,422,461.91	2,449,289.16	0.00	0.00	0.00	2,449,289.16	73,181,096.67	0.00	973,172.75
General Management and Supervision	1000001000010000	76,603,561.58	0.00	76,603,561.58	3,422,461.91	0.00	0.00	0.00	3,422,461.91	2,449,289.16	0.00	0.00	0.00	2,449,289.16	73,181,096.67	0.00	973,172.75
PS		495,923.12	0.00	495,923.12	0.00	0.00	0.00	0.00	0.00	0.00	0.00	0.00	0.00	0.00	495,923.12	0.00	0.00
MOOE		66,787,731.46	0.00	66,787,731.46	3,422,461.91	0.00	0.00	0.00	0.00	0.00	0.00	0.00	0.00	0.00	0.00	0.00	0.00
CO		9,319,907.00	0.00	9,319,907.00	0.00	0.00	0.00	0.00	0.00	2,449,289.16	0.00	0.00	0.00	2,449,289.16	63,385,269.55	0.00	973,172.75
Sub-Total, General Administration and Support		76,603,561.58	0.00	76,603,561.58	3,422,461.91	0.00	0.00	0.00	3,422,461.91	2,449,289.16	0.00	0.00	0.00	0.00	9,319,907.00	0.00	0.00
PS		495,923.12	0.00	495,923.12	0.00	0.00	0.00	0.00	0.00	0.00	0.00	0.00	0.00	0.00	73,181,096.67	0.00	973,172.75
MOOE		66,787,731.46	0.00	66,787,731.46	3,422,461.91	0.00	0.00	0.00	0.00	0.00	0.00	0.00	0.00	0.00	495,923.12	0.00	0.00
FinEx (If Applicable)		0.00	0.00	0.00	0.00	0.00	0.00	0.00	0.00	2,449,289.16	0.00	0.00	0.00	2,449,289.16	63,385,269.55	0.00	973,172.75
CO		9,319,907.00	0.00	9,319,907.00	0.00	0.00	0.00	0.00	0.00	0.00	0.00	0.00	0.00	0.00	0.00	0.00	0.00
Operations	3000000000000000	135,388,437.29	0.00	135,388,437.29	5,211,889.05	0.00	0.00	0.00	5,211,889.05	4,234,324.05	0.00	0.00	0.00	4,234,324.05	130,176,548.24	0.00	977,585.00
OO : Relevant and quality tertiary education ensured to achieve inclusive growth and access of poor but deserving students to quality tertiary education increased	3100000000000000	130,298,793.70	0.00	130,298,793.70	4,738,889.05	0.00	0.00	0.00	4,738,889.05	3,768,549.05	0.00	0.00	0.00	3,768,549.05	125,559,904.65	0.00	970,340.00
HIGHER EDUCATION PROGRAM	3101000000000000	130,298,793.70	0.00	130,298,793.70	4,738,889.05	0.00	0.00	0.00	4,738,889.05	3,768,549.05	0.00	0.00	0.00	3,768,549.05	125,559,904.65	0.00	970,340.00
Provision of Higher Education Services	3101001000010000	130,298,793.70	0.00	130,298,793.70	4,738,889.05	0.00	0.00	0.00	4,738,889.05	3,768,549.05	0.00	0.00	0.00	3,768,549.05	125,559,904.65	0.00	970,340.00
PS		1,500,000.00	0.00	1,500,000.00	5,253.73	0.00	0.00	0.00	5,253.73	5,253.73	0.00	0.00	0.00	5,253.73	1,484,746.27	0.00	0.00
MOOE		68,585,802.94	0.00	68,585,802.94	4,733,635.32	0.00	0.00	0.00	4,733,635.32	3,763,295.32	0.00	0.00	0.00	3,763,295.32	63,852,167.82	0.00	970,340.00
CO		60,212,990.76	0.00	60,212,990.76	0.00	0.00	0.00	0.00	0.00	0.00	0.00	0.00	0.00	0.00	60,212,990.76	0.00	0.00
OO : Higher education research improved to promote economic productivity and innovation	3200000000000000	2,683,733.67	0.00	2,683,733.67	473,000.00	0.00	0.00	0.00	473,000.00	465,775.00	0.00	0.00	0.00	465,775.00	2,210,733.67	0.00	7,225.00
RESEARCH PROGRAM	3202000000000000	2,683,733.67	0.00	2,683,733.67	473,000.00	0.00	0.00	0.00	473,000.00	465,775.00	0.00	0.00	0.00	465,775.00	2,210,733.67	0.00	7,225.00
Conduct of Research Services	3202001000010000	2,683,733.67	0.00	2,683,733.67	473,000.00	0.00	0.00	0.00	473,000.00	465,775.00	0.00	0.00	0.00	465,775.00	2,210,733.67	0.00	7,225.00
PS		0.00	0.00	0.00	0.00	0.00	0.00	0.00	0.00	0.00	0.00	0.00	0.00	0.00	0.00	0.00	0.00
MOOE		2,683,733.67	0.00	2,683,733.67	473,000.00	0.00	0.00	0.00	473,000.00	465,775.00	0.00	0.00	0.00	465,775.00	2,210,733.67	0.00	7,225.00
CO		0.00	0.00	0.00	0.00	0.00	0.00	0.00	0.00	0.00	0.00	0.00	0.00	0.00	0.00	0.00	0.00
OO : Community engagement increased	3300000000000000	2,405,909.92	0.00	2,405,909.92	0.00	0.00	0.00	0.00	0.00	0.00	0.00	0.00	0.00	0.00	2,405,909.92	0.00	0.00
TECHNICAL ADVISORY EXTENSION PROGRAM	3301000000000000	2,405,909.92	0.00	2,405,909.92	0.00	0.00	0.00	0.00	0.00	0.00	0.00	0.00	0.00	0.00	2,405,909.92	0.00	0.00
Provision of Extension Services	3301001000010000	2,405,909.92	0.00	2,405,909.92	0.00	0.00	0.00	0.00	0.00	0.00	0.00	0.00	0.00	0.00	2,405,909.92	0.00	0.00

This report was generated using the Unified Reporting System on null version.FAR2.1.1 ; Status : SUBMITTED


Department : State Universities and Colleges (SUCs)  
 Agency/Entity : Northwestern Mindanao State College of Science and Technology  
 Operating Unit : < not applicable >  
 Organization Code (UACS) : 08 095 0000000  
 Fund Cluster : 05 Internally Generated Funds  
 (e.g. UACS Fund Cluster: 05-Internally Generated Funds and 06-Business Related Funds)

Particulars	UACS CODE	Approved Budget			Utilizations					Disbursements					Balances			
		Approved Budgeted Revenue	Adjustments (Reductions, Modifications)	Adjusted Budgeted Revenue	1st Quarter Ending March 31	2nd Quarter Ending June 30	3rd Quarter Ending Sept. 30	4th Quarter Ending Dec. 31	Total	1st Quarter Ending March 31	2nd Quarter Ending June 30	3rd Quarter Ending Sept. 30	4th Quarter Ending Dec. 31	TOTAL	Unutilized Budget	Unpaid Obligations		
																Due and Demandable	Not Yet Due and Demandable	
1	2	3	4	5=[(3+(-)4)]	6	7	8	9	10=(6+7+8+9)	11	12	13	14	15=(11+12+13+14)	16=(5-10)	17	18	
PS		0.00	0.00	0.00	0.00	0.00	0.00	0.00	0.00	0.00	0.00	0.00	0.00	0.00	0.00	0.00	0.00	0.00
MOOE		2,405,909.92	0.00	2,405,909.92	0.00	0.00	0.00	0.00	0.00	0.00	0.00	0.00	0.00	0.00	0.00	2,405,909.92	0.00	0.00
CO		0.00	0.00	0.00	0.00	0.00	0.00	0.00	0.00	0.00	0.00	0.00	0.00	0.00	0.00	0.00	0.00	0.00
Sub-Total, Operations		135,388,437.29	0.00	135,388,437.29	5,211,889.05	0.00	0.00	0.00	5,211,889.05	4,234,324.05	0.00	0.00	0.00	4,234,324.05	130,176,548.24	0.00	977,585.00	0.00
PS		1,500,000.00	0.00	1,500,000.00	5,253.73	0.00	0.00	0.00	5,253.73	5,253.73	0.00	0.00	0.00	5,253.73	1,494,746.27	0.00	0.00	0.00
MOOE		73,675,446.53	0.00	73,675,446.53	5,206,635.32	0.00	0.00	0.00	5,206,635.32	4,229,070.32	0.00	0.00	0.00	4,229,070.32	68,468,811.21	0.00	977,585.00	0.00
FinEx (if Applicable)		0.00	0.00	0.00	0.00	0.00	0.00	0.00	0.00	0.00	0.00	0.00	0.00	0.00	0.00	0.00	0.00	0.00
CO		60,212,990.76	0.00	60,212,990.76	0.00	0.00	0.00	0.00	0.00	0.00	0.00	0.00	0.00	0.00	0.00	0.00	0.00	0.00
GRAND TOTAL		211,991,998.87	0.00	211,991,998.87	8,634,350.96	0.00	0.00	0.00	8,634,350.96	6,883,613.21	0.00	0.00	0.00	6,883,613.21	203,357,847.91	0.00	1,950,737.75	0.00
PS		1,995,923.12	0.00	1,995,923.12	5,253.73	0.00	0.00	0.00	5,253.73	5,253.73	0.00	0.00	0.00	5,253.73	1,990,669.38	0.00	0.00	0.00
MOOE		140,463,177.99	0.00	140,463,177.99	8,629,067.23	0.00	0.00	0.00	8,629,067.23	6,878,359.48	0.00	0.00	0.00	6,878,359.48	131,834,080.76	0.00	1,950,737.75	0.00
FinEx (if Applicable)		0.00	0.00	0.00	0.00	0.00	0.00	0.00	0.00	0.00	0.00	0.00	0.00	0.00	0.00	0.00	0.00	0.00
CO		69,532,897.76	0.00	69,532,897.76	0.00	0.00	0.00	0.00	0.00	0.00	0.00	0.00	0.00	0.00	69,532,897.76	0.00	0.00	0.00

  
 CLARO G. VICADA, JR.  
 Agency Budget Officer  
 Date:

  
 MAY G. TAMALA  
 Chief Accountant  
 Date:

  
 AMY NYEST M. TALABA  
 Chief Administrative Officer  
 Date:

  
 HERBERT GLENN P. REYES  
 Agency head  
 Date: