

STATEMENT OF APPROPRIATIONS, ALLOTMENTS, OBLIGATIONS, DISBURSEMENTS AND BALANCES
As at the Quarter Ending September 30, 2019

Department: State Universities and Colleges (SUCs)
Agency/Entity: Northwestern Mindanao State College of Science and Technology
Operating Unit: < not applicable >
Organization Code: 08 095 000000
Fund Cluster: 01 Regular Agency Fund
(e.g. UACS Fund Cluster: 01-Regular Agency Fund, 02-Foreign Assisted Projects Fund, 03-Special Account-Locally Funded/Domestic Grants Fund, and 04-Special Account-Foreign Assisted/Foreign Grants Fund)

X

CONTINUING APPROPRIATIONS

Particulars	UACS CODE	Appropriations			Allotments					Obligations					Disbursements					Balances				
		Authorized Appropriations	Adjustments (Transfer To/From, Modifications, Augmentations)	Adjusted Appropriations	Allotments Received	Adjustments (Reductions, Modifications, Augmentations)	Transfer To	Transfer From	Adjusted Allotments	1st Quarter Ending March 31	2nd Quarter Ending June 30	3rd Quarter Ending Sept. 30	4th Quarter Ending Dec. 31	TOTAL	1st Quarter Ending March 31	2nd Quarter Ending June 30	3rd Quarter Ending Sept. 30	4th Quarter Ending Dec. 31	TOTAL	Unreleased Appropriations	Unobligated Allotments	Unpaid Obligations (15-20)=(23+24)		
		3	4	5=(3+4)	6	7	8	9	10=(8+(-)7)+9	11	12	13	14	15=(11+12+13+14)	16	17	18	19	20=(16+17+18+19)	21=(5-10)	22=(10-15)	23	24	
SUMMARY		1,186,127.46	0.00	1,186,127.46	1,186,127.46	0.00	0.00	0.00	1,186,127.46	0.00	0.00	0.00	0.00	0.00	0.00	0.00	0.00	0.00	0.00	0.00	0.00	1,186,127.46	0.00	0.00
CONTINUING APPROPRIATIONS		1,186,127.46	0.00	1,186,127.46	1,186,127.46	0.00	0.00	0.00	1,186,127.46	0.00	0.00	0.00	0.00	0.00	0.00	0.00	0.00	0.00	0.00	0.00	0.00	1,186,127.46	0.00	0.00
Maintenance and Other Operating Expenses		1,186,127.46	0.00	1,186,127.46	1,186,127.46	0.00	0.00	0.00	1,186,127.46	0.00	0.00	0.00	0.00	0.00	0.00	0.00	0.00	0.00	0.00	0.00	0.00	1,186,127.46	0.00	0.00
Supplies and Materials Expenses		203,280.52	0.00	203,280.52	203,280.52	0.00	0.00	0.00	203,280.52	0.00	0.00	0.00	0.00	0.00	0.00	0.00	0.00	0.00	0.00	0.00	0.00	203,280.52	0.00	0.00
Other Supplies Expenses	5020301002	127,581.52	0.00	127,581.52	127,581.52	0.00	0.00	0.00	127,581.52	0.00	0.00	0.00	0.00	0.00	0.00	0.00	0.00	0.00	0.00	0.00	0.00	127,581.52	0.00	0.00
Fuel, Oil and Lubricants Expenses	5020302000	75,699.00	0.00	75,699.00	75,699.00	0.00	0.00	0.00	75,699.00	0.00	0.00	0.00	0.00	0.00	0.00	0.00	0.00	0.00	0.00	0.00	0.00	75,699.00	0.00	0.00
Communication Expenses		10,216.20	0.00	10,216.20	10,216.20	0.00	0.00	0.00	10,216.20	0.00	0.00	0.00	0.00	0.00	0.00	0.00	0.00	0.00	0.00	0.00	0.00	10,216.20	0.00	0.00
Freight and Courier Services	502051000	9,816.20	0.00	9,816.20	9,816.20	0.00	0.00	0.00	9,816.20	0.00	0.00	0.00	0.00	0.00	0.00	0.00	0.00	0.00	0.00	0.00	0.00	9,816.20	0.00	0.00
Miscellaneous	5020501001	400.00	0.00	400.00	400.00	0.00	0.00	0.00	400.00	0.00	0.00	0.00	0.00	0.00	0.00	0.00	0.00	0.00	0.00	0.00	0.00	400.00	0.00	0.00
Consulting, Intelligence and Extraordinary		947.30	0.00	947.30	947.30	0.00	0.00	0.00	947.30	0.00	0.00	0.00	0.00	0.00	0.00	0.00	0.00	0.00	0.00	0.00	0.00	947.30	0.00	0.00
Extraordinary and Miscellaneous Expenses	5021003000	947.30	0.00	947.30	947.30	0.00	0.00	0.00	947.30	0.00	0.00	0.00	0.00	0.00	0.00	0.00	0.00	0.00	0.00	0.00	0.00	947.30	0.00	0.00
Professional Services		13,555.42	0.00	13,555.42	13,555.42	0.00	0.00	0.00	13,555.42	0.00	0.00	0.00	0.00	0.00	0.00	0.00	0.00	0.00	0.00	0.00	0.00	13,555.42	0.00	0.00
Other Professional Services	5021198000	13,555.42	0.00	13,555.42	13,555.42	0.00	0.00	0.00	13,555.42	0.00	0.00	0.00	0.00	0.00	0.00	0.00	0.00	0.00	0.00	0.00	0.00	13,555.42	0.00	0.00
General Services		291,174.92	0.00	291,174.92	291,174.92	0.00	0.00	0.00	291,174.92	0.00	0.00	0.00	0.00	0.00	0.00	0.00	0.00	0.00	0.00	0.00	0.00	291,174.92	0.00	0.00
Other General Services	5011204000	291,174.92	0.00	291,174.92	291,174.92	0.00	0.00	0.00	291,174.92	0.00	0.00	0.00	0.00	0.00	0.00	0.00	0.00	0.00	0.00	0.00	0.00	291,174.92	0.00	0.00
Repairs and Maintenance		84,504.00	0.00	84,504.00	84,504.00	0.00	0.00	0.00	84,504.00	0.00	0.00	0.00	0.00	0.00	0.00	0.00	0.00	0.00	0.00	0.00	0.00	84,504.00	0.00	0.00
Other Property, Plant and Equipment	5021309000	84,504.00	0.00	84,504.00	84,504.00	0.00	0.00	0.00	84,504.00	0.00	0.00	0.00	0.00	0.00	0.00	0.00	0.00	0.00	0.00	0.00	0.00	84,504.00	0.00	0.00
Travel, Insurance Premiums and Other Fees		104,750.00	0.00	104,750.00	104,750.00	0.00	0.00	0.00	104,750.00	0.00	0.00	0.00	0.00	0.00	0.00	0.00	0.00	0.00	0.00	0.00	0.00	104,750.00	0.00	0.00
Health-Benefit Premiums	5021502000	104,750.00	0.00	104,750.00	104,750.00	0.00	0.00	0.00	104,750.00	0.00	0.00	0.00	0.00	0.00	0.00	0.00	0.00	0.00	0.00	0.00	0.00	104,750.00	0.00	0.00
Utilities and Utilities		82,000.00	0.00	82,000.00	82,000.00	0.00	0.00	0.00	82,000.00	0.00	0.00	0.00	0.00	0.00	0.00	0.00	0.00	0.00	0.00	0.00	0.00	82,000.00	0.00	0.00
Utilities and Wages	5021801000	82,000.00	0.00	82,000.00	82,000.00	0.00	0.00	0.00	82,000.00	0.00	0.00	0.00	0.00	0.00	0.00	0.00	0.00	0.00	0.00	0.00	0.00	82,000.00	0.00	0.00
Other Maintenance and Operating Expenses		415,699.10	0.00	415,699.10	415,699.10	0.00	0.00	0.00	415,699.10	0.00	0.00	0.00	0.00	0.00	0.00	0.00	0.00	0.00	0.00	0.00	0.00	415,699.10	0.00	0.00
Advertising Expenses	5025601000	10,000.00	0.00	10,000.00	10,000.00	0.00	0.00	0.00	10,000.00	0.00	0.00	0.00	0.00	0.00	0.00	0.00	0.00	0.00	0.00	0.00	0.00	10,000.00	0.00	0.00
Printing and Publication Expenses	5025902000	180,299.00	0.00	180,299.00	180,299.00	0.00	0.00	0.00	180,299.00	0.00	0.00	0.00	0.00	0.00	0.00	0.00	0.00	0.00	0.00	0.00	0.00	180,299.00	0.00	0.00
Representation Expenses	5026001000	82,800.00	0.00	82,800.00	82,800.00	0.00	0.00	0.00	82,800.00	0.00	0.00	0.00	0.00	0.00	0.00	0.00	0.00	0.00	0.00	0.00	0.00	82,800.00	0.00	0.00
Other Subscription Expenses	5029401000	12,587.00	0.00	12,587.00	12,587.00	0.00	0.00	0.00	12,587.00	0.00	0.00	0.00	0.00	0.00	0.00	0.00	0.00	0.00	0.00	0.00	0.00	12,587.00	0.00	0.00
Other Maintenance and Operating Expenses	5029999999	150,213.10	0.00	150,213.10	150,213.10	0.00	0.00	0.00	150,213.10	0.00	0.00	0.00	0.00	0.00	0.00	0.00	0.00	0.00	0.00	0.00	0.00	150,213.10	0.00	0.00

This report was generated using the Unified Reporting System on null version FAR1a 1 1


Department: State Universities and Colleges (SUCs)
 Agency/Entity: Northwestern Mindanao State College of Science and Technology
 Operating Unit: < not applicable >
 Organization Code: 08 095 000000
 Fund Cluster: 01 Regular Agency Fund


X

CONTINUING APPROPRIATIONS

(e.g. UACS Fund Cluster: 01-Regular Agency Fund, 02-Foreign Assisted Projects Fund, 03-Special Account-Locally Funded/Domestic Grants Fund, and 04-Special Account-Foreign Assisted/Foreign Grants Fund)


Particulars	UACS CODE	Appropriations			Allotments			Obligations					Disbursements				Balances								
		Authorized Appropriations	Adjustments (Transfer To/From, Modifications/ Augmentations)	Adjusted Appropriations	Allotments Received	Adjustments (Reductions, Modifications/ Augmentations)	Transfer To	Transfer From	Adjusted Allotments	1st Quarter Ending March 31	2nd Quarter Ending June 30	3rd Quarter Ending Sept. 30	4th Quarter Ending Dec. 31	TOTAL	1st Quarter Ending March 31	2nd Quarter Ending June 30	3rd Quarter Ending Sept. 30	4th Quarter Ending Dec. 31	TOTAL	Unreleased Appropriations	Unobligated Allotments	Unpaid Obligations (15-20)=(23+24)			
		3	4	5=(3+4)	6	7	8	9	10=[(8+)-17]-8+9]	11	12	13	14	15=[11+12+13+14]	16	17	18	19	20=[16+17+18+19]	21=(5-10)	22=(10-15)	23	24		
GRAND TOTAL		1,186,127.46	0.00	1,186,127.46	1,186,127.46	0.00	0.00	0.00	1,186,127.46	0.00	0.00	0.00	0.00	0.00	0.00	0.00	0.00	0.00	0.00	0.00	1,186,127.46	0.00	0.00	0.00	0.00

Certified Correct:

 VICADA CLARO GOMEZ
 Date: 2019-11-05 12:21:52.0

Certified Correct:

 OLEGARIO ANN RUTCHEL
 Date:

Recommending Approval:

 TAGBACAULA RISA LAPAT
 Date:

Approved By:

 MARK WILSON CABATUAN
 Date: