

Department : State Universities and Colleges (SUCs)
 Agency/Entity : Northwestern Mindanao State College of Science and Technology
 Operating Unit : < not applicable >
 Organization Code (UACS) : 08 095 000000
 Fund Cluster : 05 Internally Generated Funds
 (e.g. UACS Fund Cluster: 05-Internally Generated Funds and 06-Business Related Funds)

Particulars	UACS CODE	Approved Budget			Utilizations					Disbursements					Balances			
		Approved Budgeted Revenue	Adjustments (Reductions, Modifications)	Adjusted Budgeted Revenue	1st Quarter Ending March 31	2nd Quarter Ending June 30	3rd Quarter Ending Sept. 30	4th Quarter Ending Dec. 31	Total	1st Quarter Ending March 31	2nd Quarter Ending June 30	3rd Quarter Ending Sept. 30	4th Quarter Ending Dec. 31	TOTAL	Unutilized Budget	Unpaid Obligations		
																5=[(3+(-)4)]	6	7
SUMMARY																		
A. AGENCY SPECIFIC BUDGET																		
Agricultural and Marine Supplies Expenses	5020310000	788,000.00	0.00	788,000.00	0.00	0.00	0.00	0.00	0.00	0.00	0.00	0.00	0.00	0.00	788,000.00	0.00	0.00	
Agricultural and Marine Supplies Expenses	5020310000	788,000.00	0.00	788,000.00	0.00	0.00	0.00	0.00	0.00	0.00	0.00	0.00	0.00	0.00	788,000.00	0.00	0.00	
Textbooks and Instructional Materials Expenses	5020311000	1,547,961.56	0.00	1,547,961.56	0.00	0.00	0.00	0.00	0.00	0.00	0.00	0.00	0.00	0.00	1,547,961.56	0.00	0.00	
Textbooks and Instructional Materials Expenses	5020311001	1,547,961.56	0.00	1,547,961.56	0.00	0.00	0.00	0.00	0.00	0.00	0.00	0.00	0.00	0.00	1,547,961.56	0.00	0.00	
Other Supplies and Materials Expenses	5020399000	10,512,558.58	0.00	10,512,558.58	931,893.50	0.00	0.00	0.00	931,893.50	28,393.50	0.00	0.00	0.00	28,393.50	9,580,665.08	0.00	903,500.00	
Other Supplies and Materials Expenses	5020399000	10,512,558.58	0.00	10,512,558.58	931,893.50	0.00	0.00	0.00	931,893.50	28,393.50	0.00	0.00	0.00	28,393.50	9,580,665.08	0.00	903,500.00	
Utility Expenses	5020400000	2,900,642.34	0.00	2,900,642.34	24,454.33	0.00	0.00	0.00	24,454.33	24,454.33	0.00	0.00	0.00	24,454.33	2,876,188.01	0.00	0.00	
Electricity Expenses	5020402000	2,900,642.34	0.00	2,900,642.34	24,454.33	0.00	0.00	0.00	24,454.33	24,454.33	0.00	0.00	0.00	24,454.33	2,876,188.01	0.00	0.00	
Electricity Expenses	5020402000	2,900,642.34	0.00	2,900,642.34	24,454.33	0.00	0.00	0.00	24,454.33	24,454.33	0.00	0.00	0.00	24,454.33	2,876,188.01	0.00	0.00	
Communication Expenses	5020500000	6,760,496.21	0.00	6,760,496.21	26,847.89	0.00	0.00	0.00	26,847.89	26,847.89	0.00	0.00	0.00	26,847.89	6,733,648.32	0.00	0.00	
Postage and Courier Services	5020501000	352,194.23	0.00	352,194.23	0.00	0.00	0.00	0.00	0.00	0.00	0.00	0.00	0.00	0.00	352,194.23	0.00	0.00	
Postage and Courier Services	5020501000	352,194.23	0.00	352,194.23	0.00	0.00	0.00	0.00	0.00	0.00	0.00	0.00	0.00	0.00	352,194.23	0.00	0.00	
Telephone Expenses	5020502000	2,715,903.90	0.00	2,715,903.90	26,847.89	0.00	0.00	0.00	26,847.89	26,847.89	0.00	0.00	0.00	26,847.89	2,689,056.01	0.00	0.00	
Mobile	5020502001	2,565,903.90	0.00	2,565,903.90	20,341.73	0.00	0.00	0.00	20,341.73	20,341.73	0.00	0.00	0.00	20,341.73	2,545,562.17	0.00	0.00	
Landline	5020502002	150,000.00	0.00	150,000.00	6,506.16	0.00	0.00	0.00	6,506.16	6,506.16	0.00	0.00	0.00	6,506.16	143,493.84	0.00	0.00	
Internet Subscription Expenses	5020503000	3,575,000.00	0.00	3,575,000.00	0.00	0.00	0.00	0.00	0.00	0.00	0.00	0.00	0.00	0.00	3,575,000.00	0.00	0.00	
Internet Subscription Expenses	5020503000	3,575,000.00	0.00	3,575,000.00	0.00	0.00	0.00	0.00	0.00	0.00	0.00	0.00	0.00	0.00	3,575,000.00	0.00	0.00	
Cable, Satellite, Telegraph and Radio Expenses	5020504000	117,398.08	0.00	117,398.08	0.00	0.00	0.00	0.00	0.00	0.00	0.00	0.00	0.00	0.00	117,398.08	0.00	0.00	
Cable, Satellite, Telegraph and Radio Expenses	5020504000	117,398.08	0.00	117,398.08	0.00	0.00	0.00	0.00	0.00	0.00	0.00	0.00	0.00	0.00	117,398.08	0.00	0.00	
Awards/Rewards and Prizes	5020600000	4,671,942.34	0.00	4,671,942.34	0.00	0.00	0.00	0.00	0.00	0.00	0.00	0.00	0.00	0.00	4,671,942.34	0.00	0.00	
Awards/Rewards Expenses	5020601000	4,671,942.34	0.00	4,671,942.34	0.00	0.00	0.00	0.00	0.00	0.00	0.00	0.00	0.00	0.00	4,671,942.34	0.00	0.00	
Rewards and Incentives	5020601002	4,671,942.34	0.00	4,671,942.34	0.00	0.00	0.00	0.00	0.00	0.00	0.00	0.00	0.00	0.00	4,671,942.34	0.00	0.00	
Professional Services	5021100000	13,871,695.56	0.00	13,871,695.56	2,914,419.32	0.00	0.00	0.00	2,914,419.32	2,914,419.32	0.00	0.00	0.00	2,914,419.32	10,957,276.24	0.00	0.00	
Other Professional Services	5021199000	13,871,695.56	0.00	13,871,695.56	2,914,419.32	0.00	0.00	0.00	2,914,419.32	2,914,419.32	0.00	0.00	0.00	2,914,419.32	10,957,276.24	0.00	0.00	
Other Professional Services	5021199000	13,871,695.56	0.00	13,871,695.56	2,914,419.32	0.00	0.00	0.00	2,914,419.32	2,914,419.32	0.00	0.00	0.00	2,914,419.32	10,957,276.24	0.00	0.00	
General Services	5021200000	17,330,640.62	0.00	17,330,640.62	2,230,280.07	0.00	0.00	0.00	2,230,280.07	2,225,770.07	0.00	0.00	0.00	2,225,770.07	15,100,360.55	0.00	4,510.00	
Other General Services	5021299000	17,330,640.62	0.00	17,330,640.62	2,230,280.07	0.00	0.00	0.00	2,230,280.07	2,225,770.07	0.00	0.00	0.00	2,225,770.07	15,100,360.55	0.00	4,510.00	
Other General Services	5021299099	17,330,640.62	0.00	17,330,640.62	2,230,280.07	0.00	0.00	0.00	2,230,280.07	2,225,770.07	0.00	0.00	0.00	2,225,770.07	15,100,360.55	0.00	4,510.00	
Repairs and Maintenance	5021300000	1,919,980.78	0.00	1,919,980.78	19,930.07	0.00	0.00	0.00	19,930.07	19,930.07	0.00	0.00	0.00	19,930.07	1,900,050.71	0.00	0.00	
Repairs and Maintenance - Investment Property	5021301000	1,919,980.78	0.00	1,919,980.78	19,930.07	0.00	0.00	0.00	19,930.07	19,930.07	0.00	0.00	0.00	19,930.07	1,900,050.71	0.00	0.00	


Department : State Universities and Colleges (SUCs)
 Agency/Entity : Northwestern Mindanao State College of Science and Technology
 Operating Unit : < not applicable >
 Organization Code (UACS) : 08 095 000000
 Fund Cluster : 05 Internally Generated Funds


(e.g. UACS Fund Cluster: 05-Internally Generated Funds and 06-Business Related Funds)

Particulars	UACS CODE	Approved Budget			Utilizations					Disbursements					Balances		
		Approved Budgeted Revenue	Adjustments (Reductions, Modifications)	Adjusted Budgeted Revenue	1st Quarter Ending March 31	2nd Quarter Ending June 30	3rd Quarter Ending Sept. 30	4th Quarter Ending Dec. 31	Total	1st Quarter Ending March 31	2nd Quarter Ending June 30	3rd Quarter Ending Sept. 30	4th Quarter Ending Dec. 31	TOTAL	Unused Budget	Unpaid Obligations	
																Due and Demandable	Not Yet Due and Demandable
1	2	3	4	5=[(3+(-)4)]	6	7	8	9	10=(6+7+8+9)	11	12	13	14	15=(11+12+13+14)	16=(5-10)	17	18
SUMMARY																	
A. AGENCY SPECIFIC BUDGET																	
Repairs and Maintenance - Investment Property	5021301000	1,919,980.78	0.00	1,919,980.78	19,930.07	0.00	0.00	0.00	19,930.07	19,930.07	0.00	0.00	0.00	19,930.07	1,900,050.71	0.00	0.00
Taxes, Insurance Premiums and Other Fees	5021500000	1,372,194.23	0.00	1,372,194.23	10,770.00	0.00	0.00	0.00	10,770.00	10,770.00	0.00	0.00	0.00	10,770.00	1,361,424.23	0.00	0.00
Taxes, Duties and Licenses	5021501000	212,194.23	0.00	212,194.23	0.00	0.00	0.00	0.00	0.00	0.00	0.00	0.00	0.00	0.00	212,194.23	0.00	0.00
Taxes, Duties and Licenses	5021501001	212,194.23	0.00	212,194.23	0.00	0.00	0.00	0.00	0.00	0.00	0.00	0.00	0.00	0.00	212,194.23	0.00	0.00
Insurance Expenses	5021503000	1,160,000.00	0.00	1,160,000.00	10,770.00	0.00	0.00	0.00	10,770.00	10,770.00	0.00	0.00	0.00	10,770.00	1,149,230.00	0.00	0.00
Insurance Expenses	5021503000	1,160,000.00	0.00	1,160,000.00	10,770.00	0.00	0.00	0.00	10,770.00	10,770.00	0.00	0.00	0.00	10,770.00	1,149,230.00	0.00	0.00
Labor and Wages	5021600000	236,775.00	0.00	236,775.00	0.00	0.00	0.00	0.00	0.00	0.00	0.00	0.00	0.00	0.00	236,775.00	0.00	0.00
Labor and Wages	5021601000	236,775.00	0.00	236,775.00	0.00	0.00	0.00	0.00	0.00	0.00	0.00	0.00	0.00	0.00	236,775.00	0.00	0.00
Labor and Wages	5021601000	236,775.00	0.00	236,775.00	0.00	0.00	0.00	0.00	0.00	0.00	0.00	0.00	0.00	0.00	236,775.00	0.00	0.00
Other Maintenance and Operating Expenses	5029900000	23,333,030.29	0.00	23,333,030.29	797,935.15	0.00	0.00	0.00	797,935.15	258,235.00	0.00	0.00	0.00	258,235.00	22,535,095.14	0.00	539,700.15
Printing and Publication Expenses	5029902000	4,407,403.90	0.00	4,407,403.90	0.00	0.00	0.00	0.00	0.00	0.00	0.00	0.00	0.00	0.00	4,407,403.90	0.00	0.00
Printing and Publication Expenses	5029902000	4,407,403.90	0.00	4,407,403.90	0.00	0.00	0.00	0.00	0.00	0.00	0.00	0.00	0.00	0.00	4,407,403.90	0.00	0.00
Representation Expenses	5029903000	5,157,903.90	0.00	5,157,903.90	249,200.00	0.00	0.00	0.00	249,200.00	178,135.00	0.00	0.00	0.00	178,135.00	4,908,703.90	0.00	71,065.00
Representation Expenses	5029903000	5,157,903.90	0.00	5,157,903.90	249,200.00	0.00	0.00	0.00	249,200.00	178,135.00	0.00	0.00	0.00	178,135.00	4,908,703.90	0.00	71,065.00
Transportation and Delivery Expenses	5029904000	493,495.66	0.00	493,495.66	33,100.00	0.00	0.00	0.00	33,100.00	30,100.00	0.00	0.00	0.00	30,100.00	460,395.66	0.00	3,000.00
Transportation and Delivery Expenses	5029904000	493,495.66	0.00	493,495.66	33,100.00	0.00	0.00	0.00	33,100.00	30,100.00	0.00	0.00	0.00	30,100.00	460,395.66	0.00	3,000.00
Rent/Lease Expenses	5029905000	2,487,961.56	0.00	2,487,961.56	0.00	0.00	0.00	0.00	0.00	0.00	0.00	0.00	0.00	0.00	2,487,961.56	0.00	0.00
Rents - Motor Vehicles	5029905003	2,487,961.56	0.00	2,487,961.56	0.00	0.00	0.00	0.00	0.00	0.00	0.00	0.00	0.00	0.00	2,487,961.56	0.00	0.00
Membership Dues and Contributions to Organizations	5029906000	818,980.78	0.00	818,980.78	50,000.00	0.00	0.00	0.00	50,000.00	50,000.00	0.00	0.00	0.00	50,000.00	768,980.78	0.00	0.00
Membership Dues and Contributions to Organizations	5029906000	818,980.78	0.00	818,980.78	50,000.00	0.00	0.00	0.00	50,000.00	50,000.00	0.00	0.00	0.00	50,000.00	768,980.78	0.00	0.00
Subscription Expenses	5029907000	1,117,961.56	0.00	1,117,961.56	0.00	0.00	0.00	0.00	0.00	0.00	0.00	0.00	0.00	0.00	1,117,961.56	0.00	0.00
Other Subscription Expenses	5029907099	1,117,961.56	0.00	1,117,961.56	0.00	0.00	0.00	0.00	0.00	0.00	0.00	0.00	0.00	0.00	1,117,961.56	0.00	0.00
Other Maintenance and Operating Expenses	5029999000	8,849,322.93	0.00	8,849,322.93	465,635.15	0.00	0.00	0.00	465,635.15	0.00	0.00	0.00	0.00	0.00	8,383,687.78	0.00	465,635.15
Other Maintenance and Operating Expenses	5029999099	8,849,322.93	0.00	8,849,322.93	465,635.15	0.00	0.00	0.00	465,635.15	0.00	0.00	0.00	0.00	0.00	8,383,687.78	0.00	465,635.15
Capital Outlays		69,532,897.76	0.00	69,532,897.76	0.00	0.00	0.00	0.00	0.00	0.00	0.00	0.00	0.00	0.00	69,532,897.76	0.00	0.00
Property, Plant and Equipment Outlay	5060400000	69,532,897.76	0.00	69,532,897.76	0.00	0.00	0.00	0.00	0.00	0.00	0.00	0.00	0.00	0.00	69,532,897.76	0.00	0.00
Machinery and Equipment Outlay	5060405000	40,928,487.28	0.00	40,928,487.28	0.00	0.00	0.00	0.00	0.00	0.00	0.00	0.00	0.00	0.00	40,928,487.28	0.00	0.00
Other Machinery and Equipment	5060405099	40,928,487.28	0.00	40,928,487.28	0.00	0.00	0.00	0.00	0.00	0.00	0.00	0.00	0.00	0.00	40,928,487.28	0.00	0.00
Furniture, Fixtures and Books Outlay	5060407000	21,021,942.34	0.00	21,021,942.34	0.00	0.00	0.00	0.00	0.00	0.00	0.00	0.00	0.00	0.00	21,021,942.34	0.00	0.00
Furniture and Fixtures	5060407001	21,021,942.34	0.00	21,021,942.34	0.00	0.00	0.00	0.00	0.00	0.00	0.00	0.00	0.00	0.00	21,021,942.34	0.00	0.00


Department : State Universities and Colleges (SUCs)
 Agency/Entity : Northwestern Mindanao State College of Science and Technology
 Operating Unit : < not applicable >
 Organization Code (UACS) : 08 095 0000000
 Fund Cluster : 05 Internally Generated Funds
 (e.g. UACS Fund Cluster: 05-Internally Generated Funds and 06-Business Related Funds)

Particulars	UACS CODE	Approved Budget			Utilizations					Disbursements					Balances			
		Approved Budgeted Revenue	Adjustments (Reductions, Modifications)	Adjusted Budgeted Revenue	1st Quarter Ending March 31	2nd Quarter Ending June 30	3rd Quarter Ending Sept. 30	4th Quarter Ending Dec. 31	Total	1st Quarter Ending March 31	2nd Quarter Ending June 30	3rd Quarter Ending Sept. 30	4th Quarter Ending Dec. 31	TOTAL	Unused Budget	Unpaid Obligations		
																Due and Demandable	Not Yet Due and Demandable	
1	2	3	4	5=[(3+(-)4)]	6	7	8	9	10=(6+7+8+9)	11	12	13	14	15=(11+12+13+14)	16=(5-10)	17	18	
SUMMARY																		
A. AGENCY SPECIFIC BUDGET																		
Other Property Plant and Equipment Outlay	5060409000	7,282,468.14	0.00	7,282,468.14	0.00	0.00	0.00	0.00	0.00	0.00	0.00	0.00	0.00	0.00	0.00	7,282,468.14	0.00	0.00
Other Property, Plant and Equipment	5060409099	7,282,468.14	0.00	7,282,468.14	0.00	0.00	0.00	0.00	0.00	0.00	0.00	0.00	0.00	0.00	0.00	7,282,468.14	0.00	0.00
Biological Assets Outlay	5060500000	300,000.00	0.00	300,000.00	0.00	0.00	0.00	0.00	0.00	0.00	0.00	0.00	0.00	0.00	0.00	300,000.00	0.00	0.00
Bearer Biological Assets Outlay	5060501000	300,000.00	0.00	300,000.00	0.00	0.00	0.00	0.00	0.00	0.00	0.00	0.00	0.00	0.00	0.00	300,000.00	0.00	0.00
Other Bearer Biological Assets	5060501099	300,000.00	0.00	300,000.00	0.00	0.00	0.00	0.00	0.00	0.00	0.00	0.00	0.00	0.00	0.00	300,000.00	0.00	0.00
GRAND TOTAL		211,991,998.97	0.00	211,991,998.97	8,634,350.96	0.00	0.00	0.00	8,634,350.96	6,683,613.21	0.00	0.00	0.00	6,683,613.21	203,357,647.91	0.00	1,950,737.75	


CLARO G. VICADA, JR.
 Agency Budget Officer
 Date:


MAY G. TAMALA
 Chief Accountant
 Date:


AMYTHREST M. TALABA
 Chief Administrative Officer
 Date:


HERBERT GLENN P. REYES
 Agency Head
 Date: