




QUARTERLY PHYSICAL REPORT OF OPERATION

As of DECEMBER 31, 2014

Department : STATE UNIVERSITIES AND COLLEGES
 Agency : NORTHWESTERN MINDANAO STATE COLLEGE OF SCIENCE AND TECHNOLOGY
 Operating Unit : 04
 Organization : 08 095 00 00000

x	Current Year Appropriations
	Supplemental Appropriations
	Continuing Appropriations
	Off-Budget Account

Particulars	UACS CODE	Physical Targets					Physical Accomplishments					Variance as of December 31, 2014	Remarks
		1st Quarter	2nd Quarter	3rd Quarter	4th Quarter	Total	1st Quarter	2nd Quarter	3rd Quarter	4th Quarter	Total		
1	2	3	4	5	6	7=(3+4+5+6)	8	9	10	11	12=(8+9+10+11)	13=(12-7)	14
Part A													
I. Operations	3 00 00 0000												
MFO 1: HIGHER EDUCATION SERVICES	3 08 00 0803												
a. Total Number of Graduates		320	0	0	0	320	316	3	0	1	320	0	
b. % of total graduates that are in priority courses		30%	-	-	-	30%	91.78% (290/316)		-	-	91.78% (290/316)	61.78%	
c. Average passing % of licensure exams by the SUC graduates/national average % passing across all disciplines covered by the SUC		0	0	0	1.20	1.20	0	0	0	1.91 (62.354/32.706)	1.91 (62.354/32.706)	0.71	
d. % of programs accredited at: Level 1, 2, 3, and 4		-	-	-	33%	33%	-	-	-	33.33% (2/6)	33.33% (2/6)	0.33%	
e. % of graduates who finished academic program according to the prescribed timeframe		80%	-	-	-	80%	37.94% (316/833)	-	-	-	37.94% (316/833)	-42.06%	
MFO 3: RESEARCH SERVICES	3 13 00 1300												
a. Number of research studies completed		1	2	1	1	5	4	4	6	4	18	13	
b. % of research outputs presented in local, national, regional, national, and international fora		-	17%	-	-	17%	100% (4/4)	0% (0/4)	117% (7/6)	50% (2/4)	66.75% (13/18)	49.75%	
c. % of research projects completed within the original project timeframe		-	-	-	10%	10%	100% (4/4)	100% (4/4)	100% (6/6)	100% (4/4)	100% (18/18)	90%	

MFO 4: TECHNICAL ADVISORY EXTENSION SERVICES	3 14 00 1400												
a. Number of persons trained weighted by the length of training		50	20	100	30	200	40	30	1150	75	1295	1095	
b. Number of persons provided with technical advice		25	20	75	30	150	40	30	75	20	165	15	
c. % of trainees who rate the training course as good or better		80% (40/50)	75% (15/20)	85% (85/100)	67% (20/30)	80% (160/200)	85% (34/40)	73% (22/30)	86% (992/1150)	88% (66/75)	86% (1114/1295)	6%	
d. % of clients who rate the advisory as services as good or better		76% (19/25)	80% (16/20)	80% (60/75)	83% (25/30)	80% (120/150)	85% (34/40)	73% (22/30)	90.67% (68/75)	85% (17/20)	85.45% (141/165)	5.45%	
e. % of requests for training responded to within three days of requests		50% (1/2)	33% (1/3)	25% (1/4)	25% (1/4)	30% (4/13)	66.67% (2/3)	66.67% (2/3)	25% (1/4)	50% (1/2)	50% (6/12)	20%	
f. % of requests for technical advice that are responded to within three days		75% (3/4)	67% (2/3)	80% (4/5)	75% (3/4)	75% (12/16)	100% (4/4)	67% (2/3)	80% (4/5)	75% (3/4)	81.25% (13/16)	6.25%	
g. % of persons who receive training or advisory services who rate timeliness of service as good or better		80% (60/75)	80% (32/40)	71% (125/175)	75% (45/60)	75% (262/350)	85% (68/80)	73.33% (44/60)	86.53% (1060/1225)	87.37% (83/95)	85.96% (1255/1460)	10.96%	
II. PROJECTS	4 00 00 0000												
a. Upgrading of Chemistry Laboratory worth 3.042 M													
1. % of completion		-	-	-	30%	30%	-	-	-	30%	30%		
2. release of funds		-	-	-	3.042M	3.042M	-	-	-	3.042M	3.042M		
Prepared by:		Noted:						Approved:					
													
RICHLY A. TAGBACAULA Planning Officer-Designate		ARLENE J. MATALINES Budget Officer III						JENNIFER WEE-TAN, DPA SUC President					